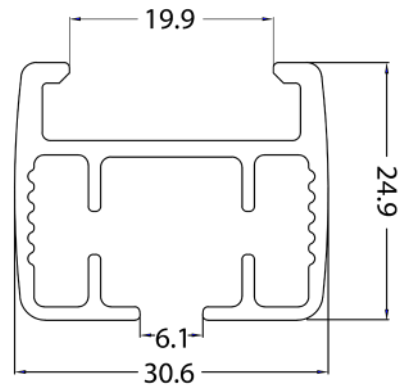




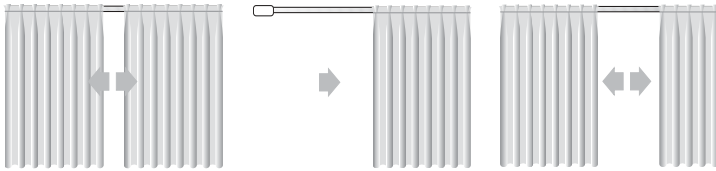
# GLYDEA 60E WT/RTS

## SPECIFICATION











- Width 30mm; Height 25mm
- Traversing Capacity 60kg, NM = 1.0NM, RPMs =105
- Maximum curvature of 90° curves: 30cm; wide radius curves: 50cm
- Available in multiple technologies (WT/DCT/RTS and bidirectional technology with RS485)
- Manual override system in event of power failure
- Soft start and Soft stop with RTS and DCT motors
- Compatible with 80mm S-Fold Gliders
- Noise Operational: 29.8-45.2 dBA
- 5 adjustable speeds available
- Track colours: White



## OPENING OPTIONS



## WEIGHT RANGES

 Kg	6m	10m	12m	 Kg	6m	8m	10m
	60 Kg	60 Kg	55 Kg		35 Kg	25 Kg	...
	60 Kg	60 Kg	55 Kg		30 Kg	20 Kg	...
	45 Kg	45 Kg	35 Kg		35 Kg	30 Kg	25 Kg
	45 Kg	45 Kg	...		35 Kg	30 Kg	25 Kg