

# 3.2a Lift & Lock Duopleat System

## Technical Information

- 1. Head rail Extruded aluminium manufactured to ISO9001.
- 2. Head rail end cap Moulded from U.V. resistant polypropylene.
- 3. Brackets Spring steel.
- 4. Base rail Moulded from U.V. resistant polypropylene.
- 5. Base rail end cap Moulded U.V. plastic ball chain with polyester core.
- 6. Fabric Woven polyester, metallised and non-metallised finishes available.
- 7. Lift n Lock handle Push button Control.

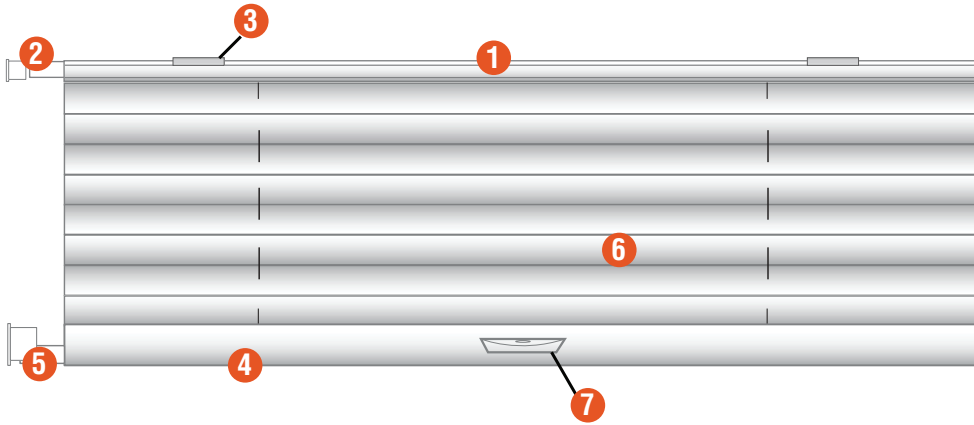
## Dimensions & Limitations

### TOP DOWN & TOP DOWN/BOTTOM UP

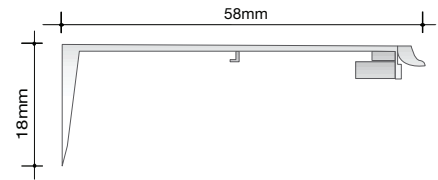
#### Duopleat

MINIMUM WIDTH	460mm
MAXIMUM WIDTH	3040mm
MAXIMUM DROP	2130mm
MAXIMUM AREA	6.5sqm

## Componentry

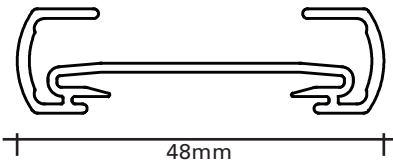


## Bracket

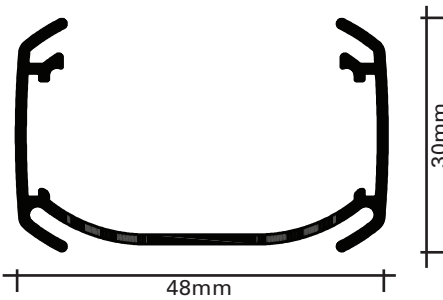


## References

20mm Base Rail



20mm Base Rail



No unauthorised reproduction of images, wording and technical drawing without permission from Vertilux. Product specifications may change without notice. The colour image reproduction may vary slightly to actual product. All variations are within industry standards.