

2.4 Motorised Venetian System

Technical Information

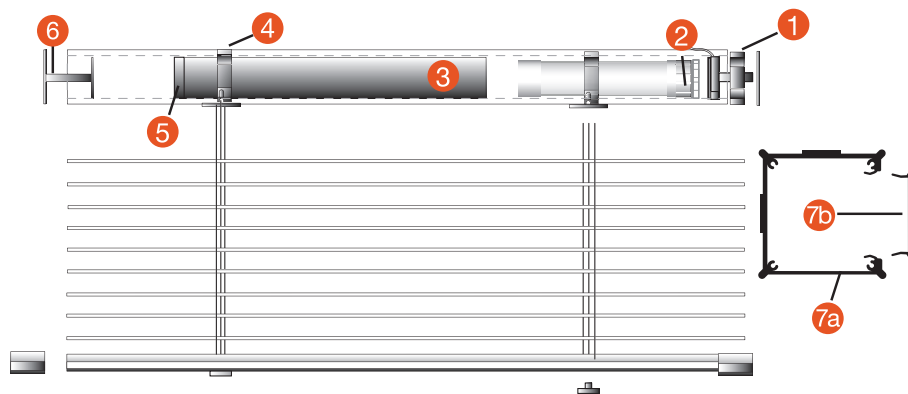
- 1. Motor support Moulded from U.V. resistant acetal.
- 2. Motor 40mm motor to suit application.
- 3. Tube Extruded aluminium manufactured to ISO9001.
- 4. Tube support Moulded from U.V. resistant acetal.
- 5. Female end cap with thread Moulded from U.V. resistant acetal.
- 6. Male end cap with screw Powdercoated steel.
- 7a. Head box Extruded aluminium headbox.
- 7b. Head box coverplate Extruded aluminium headbox coverplate for easy access, maintenance and fitting.
- 8. Brackets Extruded aluminium manufactured to ISO9001 standard.

Dimensions & Limitations

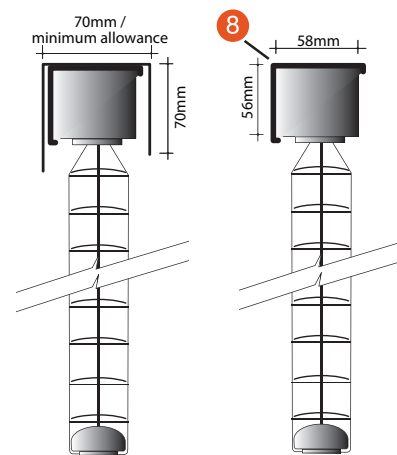
	ALUMINIUM	
	25mm	50mm
MINIMUM WIDTH	670mm	670mm
MAXIMUM WIDTH	3330mm	5000mm
MAXIMUM DROP	3000mm	2000mm
MAXIMUM AREA	10m ²	15m ²
STACK HEIGHT	25mm (0.034 x drop + 47mm) 50mm (0.050 x drop + 68mm)	

	ULTRAWOOD	CEDAR
	50mm & 65mm	46mm & 60mm
MINIMUM WIDTH	670mm	670mm
MAXIMUM WIDTH	2400mm	2400mm
MAXIMUM DROP	3200mm	3200mm
MAXIMUM AREA	5.0m ²	5.0m ²
STACK HEIGHT	57 + (0.08 x drop {mm}) for 46mm 57 + (0.13 x drop {mm}) for 60mm	


Componentry



Brackets



References



No unauthorised reproduction of images, wording and technical drawing without permission from Vertilux. Product specifications may change without notice. The colour image reproduction may vary slightly to actual product. All variations are within industry standards.