

1.02 Easydrive BGS® Roller Blind System

standard clutch

Technical Information

1. Clutch Winder with direct action dual reverse clutchwound springs. U.V. stabilised nylon with high resistance to ultraviolet light.
2. Idle end plug Quick turn spring release for easy pin insertion into bracket. U.V. stabilised nylon with high resistance to ultraviolet light.
3. Tube Aluminium alloy tube, with multiple cloth fixing. 40mm standard for widths up to 2199mm / 47mm for widths over 2200mm.
4. Brackets Colour coordinated pressed powdercoated steel.
5. Base rail Extruded aluminium manufactured to ISO9001 patent Vertilux design available in various colours.
6. Chain No.10 chain in either nylon bead chain or stainless steel ball chain.

PLEASE NOTE: Only the clutch in this BGS® roller blind system comes with a 15 year warranty.

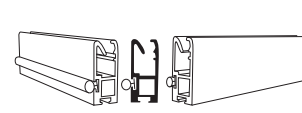
Dimensions & Limitations

MINIMUM WIDTH*	430mm
MAXIMUM WIDTH*	2400mm
MINIMUM DROP*	500mm
MAXIMUM DROP*	3050mm

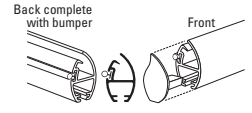
Note: Sizes with Fabric widths typically over 3000mm will void warranty.

* Recommended tolerances.

Standard Base Rail Options



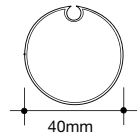

27.5mm Ovolo with bumper



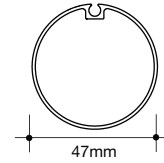
25mm Tear Drop with bumper

NOTE: Dimensions relate to height of Base Rail.

Componentry



NB. 40mm tube suitable for widths up to 2199mm

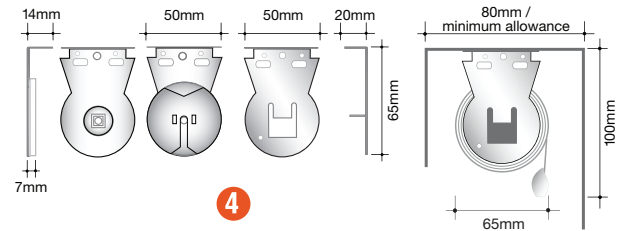


NB. 47mm tube suitable for widths over 2200mm

Assembly



Brackets + Pelmet Allowances



NB. Fabric measurements taken from the thickest fabric available (0.65mm)
Calculated over 3000 drop

References

